



QuickStats About Bulls

Bulls

Population/ Dwellings

Number of people counted

Total population

- 1,659 people usually live in Bulls. This is a decrease of 99 people, or 5.6 percent, since the 2001 Census.
- Bulls has 0.7 percent of Manawatu-Wanganui Region's population.

	Bulls	Manawatu-Wanganui Region
Male	831	108,360
Female	831	114,060
Total	1,659	222,423

Symbol:
C confidential

Number of occupied dwellings counted

- There are 645 occupied dwellings in Bulls.
- For Manawatu-Wanganui Region as a whole, there are 85,194 occupied dwellings.

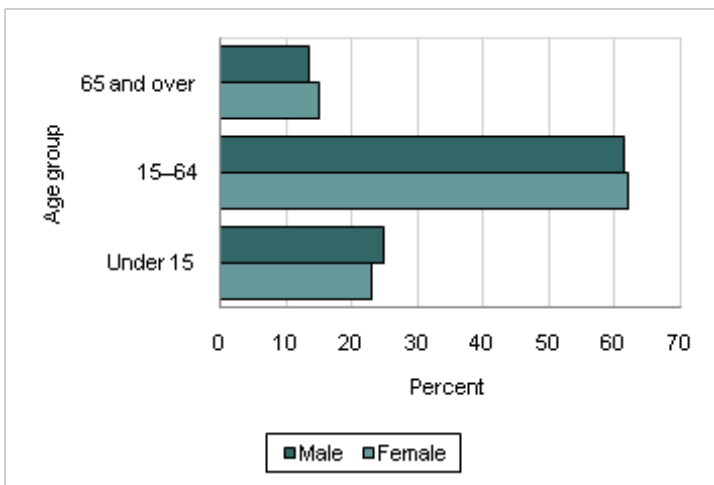
Note: This data has been randomly rounded to protect confidentiality. Individual figures may not add up to totals, and values for the same data may vary in different text, tables and graphs. For areas with small populations, the data may not look as expected because of this rounding.

Age & Sex

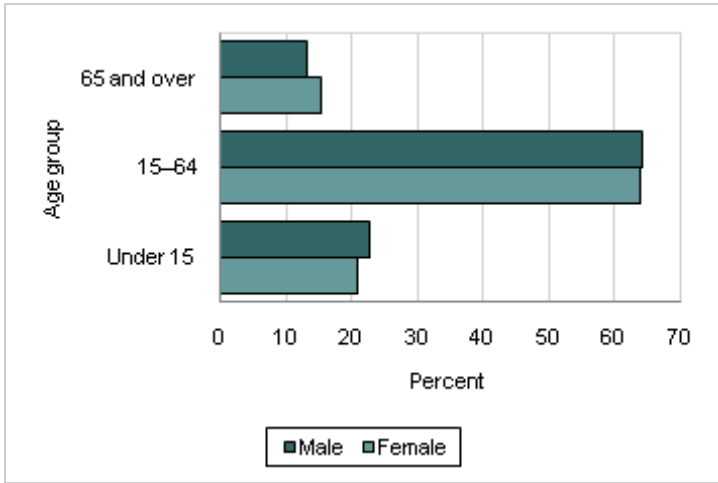
Total population

- 14.3 percent of people in Bulls are aged 65 years and over, compared with 14.3 percent of the total Manawatu-Wanganui Region population.
- 24.1 percent of people are aged under 15 years in Bulls, compared with 21.8 percent for all of Manawatu-Wanganui Region.

Age Group and Sex
Bulls, 2006 Census



Age Group and Sex
Manawatu-Wanganui Region, 2006 Census



Note: This data has been randomly rounded to protect confidentiality. Individual figures may not add up to totals, and values for the same data may vary in different text, tables and graphs. For areas with small populations, the data may not look as expected because of this rounding.

Cultural Diversity

Ethnic groups, birthplace and languages spoken

Total population

Ethnic groups

- The most common ethnic group in Bulls is European, compared with European for Manawatu-Wanganui Region as a whole.

	Percent
European	71.1
Māori	21.8
Pacific peoples	2.6
Asian	1.1
Middle Eastern/Latin American/African	0.4
Other ethnicity	16.6

Symbol:

C confidential

	Percent
European	73.0
Māori	19.6
Pacific peoples	2.7
Asian	3.8
Middle Eastern/Latin American/African	0.5
Other ethnicity	12.4

Symbol:

C confidential

Birthplace

- 9.3 percent of people in Bulls were born overseas, compared with 12.6 percent for Manawatu-Wanganui Region as a whole.
- For people born overseas who are now living in Bulls, the most common birthplace was the UK and Ireland, compared with the UK and Ireland for all of Manawatu-Wanganui Region.

Languages spoken

- English is the most commonly spoken language in Bulls.
- 6.1 percent of people in Bulls speak Māori, compared with 5.5 percent of people for all of Manawatu-Wanganui Region.
- New Zealand Sign Language is used by 0.9 percent of people in Bulls, compared with 0.9 percent of people for all of Manawatu-Wanganui Region.
- 89.0 percent of people in Bulls speak only one language, compared with 86.3 percent of people for all of Manawatu-Wanganui Region.

Note: This data has been randomly rounded to protect confidentiality. Individual figures may not add up to totals, and values for the same data may vary in different text, tables and graphs. For areas with small populations, the data may not look as expected because of this rounding.

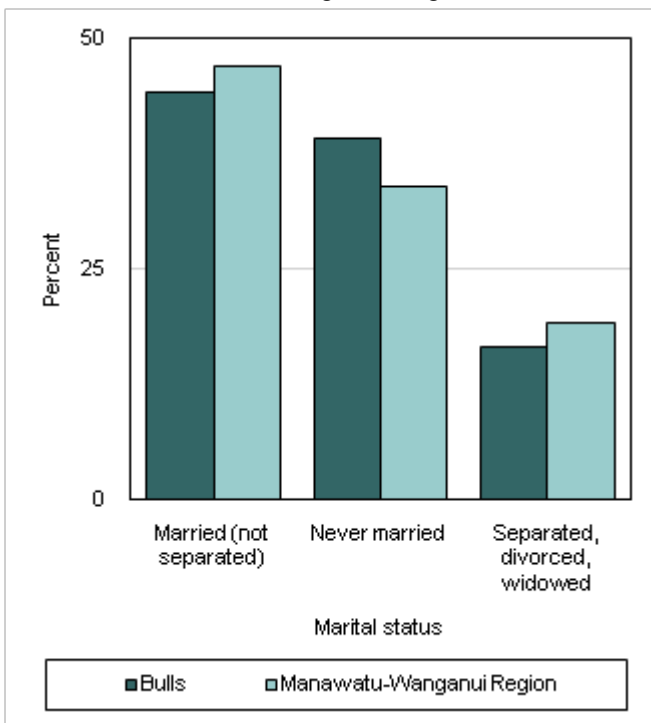
Marital Status

Total population aged 15 years and over

- 39.2 percent of people aged 15 years and over living in Bulls have never married, 44.2 percent are married, and 16.6 percent are separated, divorced or widowed.
- 47.1 percent of people aged 15 years and over in Bulls who have never married, live with a partner.

Marital Status for People Aged 15 Years and Over

Bulls and Manawatu-Wanganui Region, 2006 Census



Note: This data has been randomly rounded to protect confidentiality. Individual figures may not add up to totals, and values for the same data may vary in different text, tables and graphs. For areas with small populations, the data may not look as expected because of this rounding.

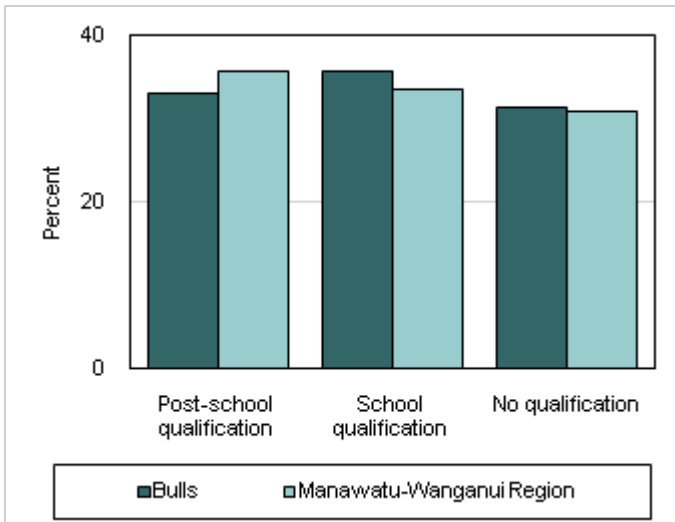
Education

Total population aged 15 years and over

- 33.1 percent of people aged 15 years and over in Bulls have a post-school qualification, compared with 35.7 percent of people throughout Manawatu-Wanganui Region.
- In Bulls, 31.3 percent of people aged 15 years and over have no formal qualifications, compared with 30.9 percent for Manawatu-Wanganui Region as a whole.

Highest Qualification for People Aged 15 Years and Over

Bulls and Manawatu-Wanganui Region, 2006 Census



Note: This data has been randomly rounded to protect confidentiality. Individual figures may not add up to totals, and values for the same data may vary in different text, tables and graphs. For areas with small populations, the data may not look as expected because of this rounding.

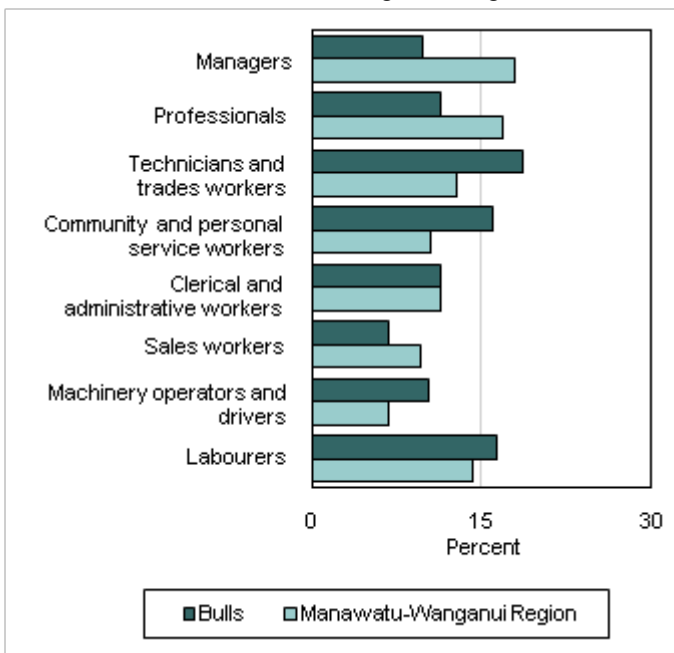
Work

Total population aged 15 years and over

- The unemployment rate in Bulls is 3.7 percent for people aged 15 years and over, compared with 5.2 percent for all of Manawatu-Wanganui Region.
- The most common occupational group in Bulls is 'Technicians and trades workers' and 'Managers' is the most common occupational group in Manawatu-Wanganui Region.

Occupation⁽¹⁾ for Employed People Aged 15 Years and Over

Bulls and Manawatu-Wanganui Region, 2006 Census



(1) Australian and New Zealand Standard Classification of Occupations (ANZSCO V1.0).

Note: This data has been randomly rounded to protect confidentiality. Individual figures may not add up to totals, and values for the same data may vary in different text, tables and graphs. For areas with small populations, the data may not look as expected because of this rounding.

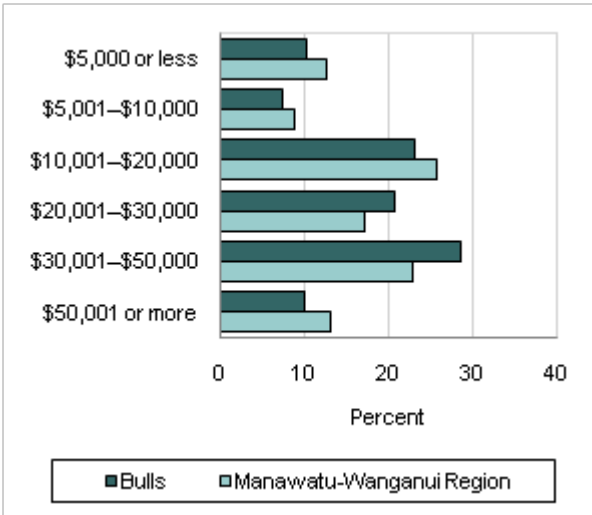
Income

Total population aged 15 years and over

- For people aged 15 years and over, the median income (half earn more, and half less, than this amount) in Bulls is \$24,700. This compares with a median of \$21,600 for all of Manawatu-Wanganui Region.
- 40.7 percent of people aged 15 years and over in Bulls have an annual income of \$20,000 or less, compared with 47.2 percent of people for Manawatu-Wanganui Region as a whole.
- In Bulls, 10.0 percent of people aged 15 years and over have an annual income of more than \$50,000, compared with 13.0 percent of people in Manawatu-Wanganui Region.

Income for People Aged 15 Years and Over

Bulls and Manawatu-Wanganui Region, 2006 Census



Note: This data has been randomly rounded to protect confidentiality. Individual figures may not add up to totals, and values for the same data may vary in different text, tables and graphs. For areas with small populations, the data may not look as expected because of this rounding.

Families

- Couples with children make up 39.2 percent of all families in Bulls, while couples without children make up 46.4 percent of all families.
- In Manawatu-Wanganui Region, couples with children make up 38.7 percent of all families, while couples without children make up 41.6 percent of all families.
- 13.7 percent of families in Bulls are one-parent-with-children families, compared with 19.7 percent of families for Manawatu-Wanganui Region as a whole.

Family type	Bulls (%)	Manawatu-Wanganui Region (%)
Couple without child(ren)	46.4	41.6
Couple with child(ren)	39.2	38.7
One parent with child(ren)	13.7	19.7

Symbol:

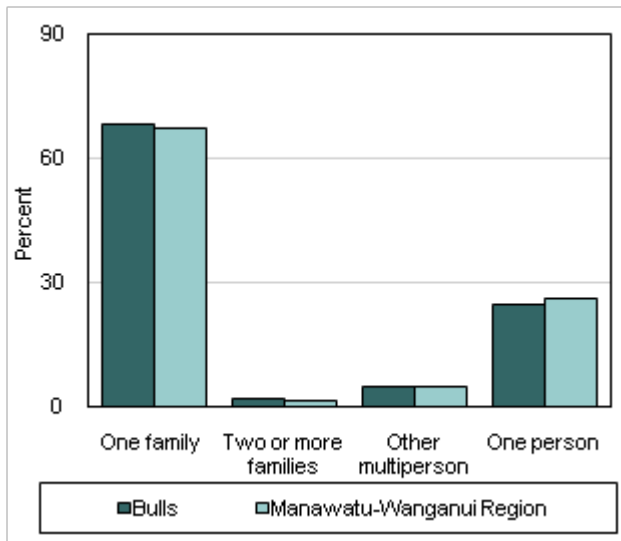
C confidential

Note: This data has been randomly rounded to protect confidentiality. Individual figures may not add up to totals, and values for the same data may vary in different text, tables and graphs. For areas with small populations, the data may not look as expected because of this rounding.

Households

- One-family households make up 68.4 percent of all households in Bulls. For Manawatu-Wanganui Region as a whole, one-family households make up 67.4 percent of all households.
- 156 people (or 24.5 percent) live in one-person households in Bulls. Throughout Manawatu-Wanganui Region, one-person households make up 26.1 percent of all households.
- The average household size in Bulls is 2.5 people, compared with an average of 2.5 people for all of Manawatu-Wanganui Region.

Household Composition, Bulls and Manawatu-Wanganui Region
2006 Census



Note: This data has been randomly rounded to protect confidentiality. Individual figures may not add up to totals, and values for the same data may vary in different text, tables and graphs. For areas with small populations, the data may not look as expected because of this rounding.

Phones, net & fax

Households

- 54.8 percent of households in Bulls have access to the Internet, compared with 54.4 percent of households throughout Manawatu-Wanganui Region.
- In Bulls 75.0 percent of households have access to a cellphone, compared with 71.2 percent of households for Manawatu-Wanganui Region as a whole.

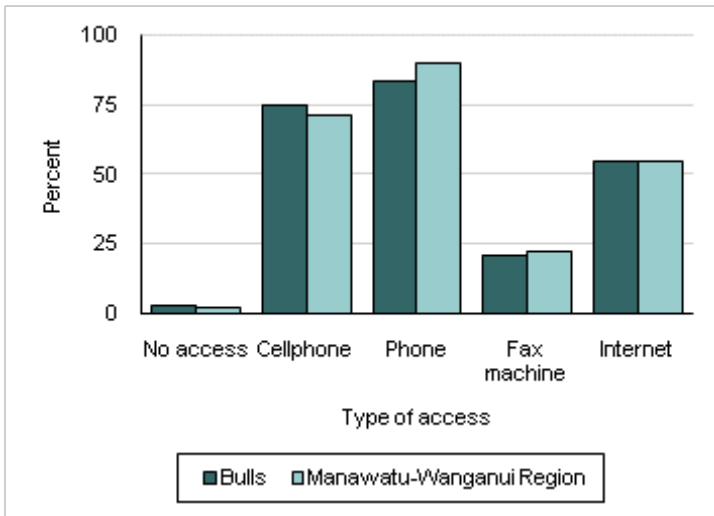
	Bulls (%)	Manawatu-Wanganui Region (%)
No access	2.9	2.5
Cellphone	75.0	71.2
Telephone	83.2	89.8
Fax machine	20.7	22.1
Internet	54.8	54.4

1. Households can access more than one type of telecommunication device, therefore percentages do not add up to 100.

Symbol:

C confidential

Household⁽¹⁾ Access to Phones, Internet and Fax Machines Bulls and Manawatu-Wanganui Region, 2006 Census



1. Households can access more than one type of telecommunication device, therefore percentages do not add up to 100.

Note: This data has been randomly rounded to protect confidentiality. Individual figures may not add up to totals, and values for the same data may vary in different text, tables and graphs. For areas with small populations, the data may not look as expected because of this rounding.

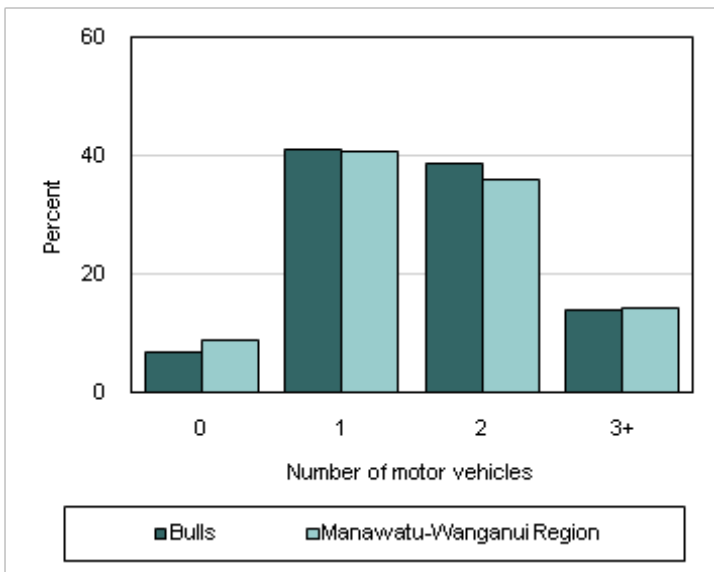
Transport

Household access to motor vehicles

- 13.8 percent of households in Bulls have access to three or more motor vehicles, compared with 14.3 percent of all households in Manawatu-Wanganui Region.

Household Access to Motor Vehicles

Bulls and Manawatu-Wanganui Region, 2006 Census



Main means of travel to work

- Excluding driving a private car, truck or van, the second most common means of travel to work on census day for people in Bulls was walking or jogging. For Manawatu-Wanganui Region as a whole, the second most common means of travel to work was driving a company car, truck or van.

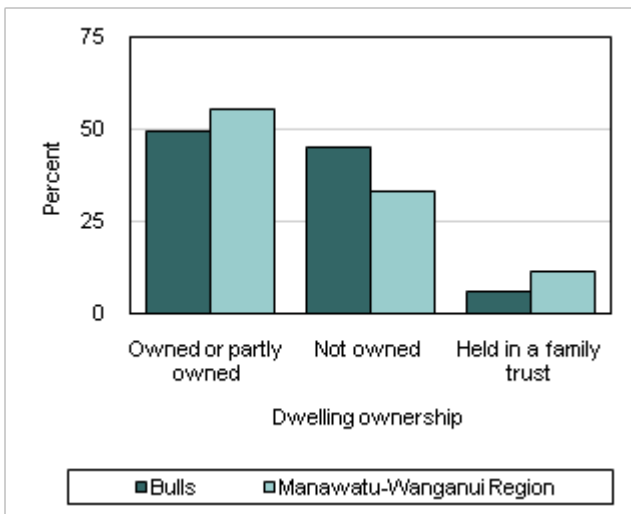
Note: This data has been randomly rounded to protect confidentiality. Individual figures may not add up to totals, and values for the same data may vary in different text, tables and graphs. For areas with small populations, the data may not look as expected because of this rounding.

Housing

- In Bulls, 49.3 percent of households in private occupied dwellings own the dwelling, with or without a mortgage.
- For Manawatu-Wanganui Region as a whole, 55.2 percent of households in private occupied dwellings own the dwelling, with or without a mortgage.

Ownership of Dwelling by Household

Bulls and Manawatu-Wanganui Region,
2006 Census



Note: This data has been randomly rounded to protect confidentiality. Individual figures may not add up to totals, and values for the same data may vary in different text, tables and graphs. For areas with small populations, the data may not look as expected because of this rounding.



Need more information from the 2006 Census?

Why use census information?

Statistics New Zealand has gathered a vast amount of information from the 2006 Census of Population and Dwellings. From this, we have developed a range of products and services that are available on the web. Some products are also available in hard copy.

2006 Census information is a valuable resource that will be useful if you are:

- 1 curious about New Zealand and want to browse for general information
- 2 from a school, community group, library or business and looking for particular information, or
- 3 looking for complex data.

For example, you can access population and dwelling information by:

age	means of heating dwelling
birthplace	means of travel to work
education/qualifications	number of occupants in dwelling
ethnic group	number of motor vehicles
home ownership	number of rooms
hours worked	occupation
income	sex
industry	... and more
languages spoken	

You can find this information at: www.stats.govt.nz/census

Are you looking for information about a region?

Information is available at a city, district, regional and area unit (suburb) level.

- 1 'Cities' or 'districts', where used, refer to territorial authority areas.
- 2 'Regions', unless otherwise stated, refer to regional council areas.

Who can help me find the information I want?

Statistics New Zealand's Information Centre staff know what information is available, and how it can best be used. They are guides to Statistics New Zealand's information.

You can contact the Information Centre by:

- 1 Telephone: 0508 525 525 (toll free within New Zealand)
- 2 Email: info@stats.govt.nz